


## Theme builder PDF

Use this PDF to visualize where on the screen the text styles will take effect. This PDF uses screen shots from the theme builder preview section.

### Screen 1 in the theme builder preview

This basic screen includes the following text styles:

1. Info Bar
2. Caption
3. Text Content
4. Text Content Link
5. Text Content Visited
6. Text Content Link Hover
7. Headline
8. Course Map Title
9. Jump To
10. Jump To Hover
11. Jump To Visited Link



Theme Preview - Theme Builder - Basic Text Styles 1 1 / 6

**1** Info Bar

**2** Caption

**3** Text Content

**4** Text Content Link

**5** Text Content Visited

**6** Text Content Link Hover

**7** Headline

**8** Course Map Title

**9** Jump To

**10** Jump To Hover

**11** Jump To Visited Link

**1** It's easy to customize the look of the text in your course using the theme wizard. In this theme builder preview you can see how each of the text types will look when the styles are modified above. **THIS IS THE "HEADLINE" STYLE.**

**3** All of this regular text is affected by the "Text Content" Style properties.

Notice that all of the text styles allow the following font modifications:

- color, background color, family, and size,
- bold, italicize, and/or underline; and
- justification can be easily adjusted to left-, centre-, or right-justified.

Look up and see the text above that says "Theme Preview - Theme Builder - Basic Text Styles 1". That is the current "Info Bar" Style.

[Here is a hyperlink demonstrating "Text Content Link" Style.](#) Hover over it to see the "Text Content Link Hover" Style. If you click on it and then return, you will see the "Text Content Visited" Style (after the course has been published).

**4** When you are ready, you can click on the jump button below to visit the next preview more styles.

If you would prefer, click [here](#) for a PDF on theme building with udutu.

**2** The "Caption" Style will effect the text captions of your course images. Notice the "Course Map Title" Style in the image above, accessed by clicking the 'course map' button in the navigation bar.

**5** "Jump To Link" Style. Hover to see "Jump To Link Hover" Style. Click here to [continue](#).

## Screen 2 in the theme builder preview

This advanced screen uses the following text styles:

1. Advanced Page Title
2. Advanced Instructions
3. Advanced Title
4. Advanced Text



Theme Preview - Theme Builder - This is the "Advanced Page Title" Style... 2 / 6

This is the "Advanced Page Title" Style...  
...and the "Advanced Instructions" Style. Hover over the image/target area to see more available text styles.

2

1

This is the "Advanced Title" Style.  
This is the "Advanced Text" Style.  
Click 'next' in the navigation bar to keep previewing styles.

3

4

## Screen 3 in the theme builder preview

This assessment screen uses the following text styles:

1. Assessment Button
2. Assessment Feedback
3. Assessment Question
4. Assessment Option



Theme Preview - Theme Builder - Assessment Screen 3 / 6

Here is the "Assessment Question" Style.

How can I make sure my course style looks consistent?

Tell me more... This is the "Assessment Option" Style.

Use the theme editor to keep styles consistent.

3

4

2

1

Here are the text instructions, demonstrating the "Assessment Feedback" Style. The "Assessment Button" Style is in the button below.

OK

Instructions


Submit Answer

Show me

## Screen 4 in the theme builder preview

This advanced screen uses the following text styles:

1. Advanced Slide Text
2. Advanced Caption



Here is an example of the "Advanced Slide Text" Style.

1



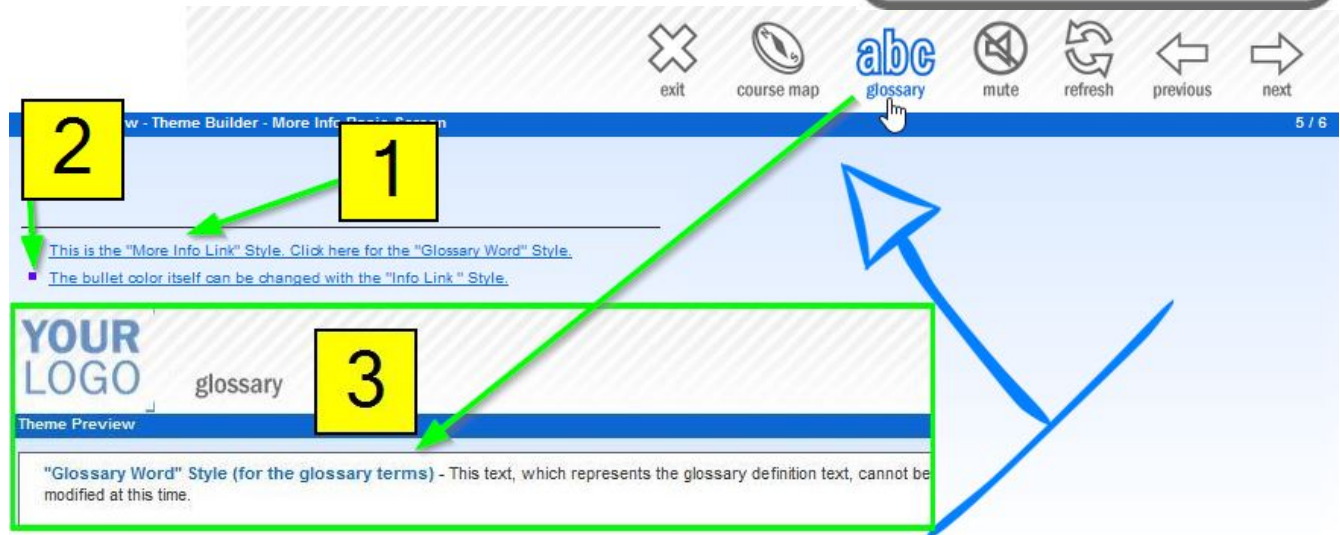
2

*This is the "Advanced Caption" Style.*

## Screen 5 in the theme builder preview

This basic screen uses the following text styles:

1. More Info Text
2. Info Link (changes the bullet color, not text)
3. Glossary Word (can be viewed from any basic screen)



### "Glossary Word" Style

Click the "Glossary" button in the navigation bar above for the "Glossary Word Style".

## Screen 6 in the theme builder preview

This advanced screen uses the following text styles:

1. Advanced Page Title
2. Advanced Instructions
3. Advanced List Text

